

PRORIL

50 Hz

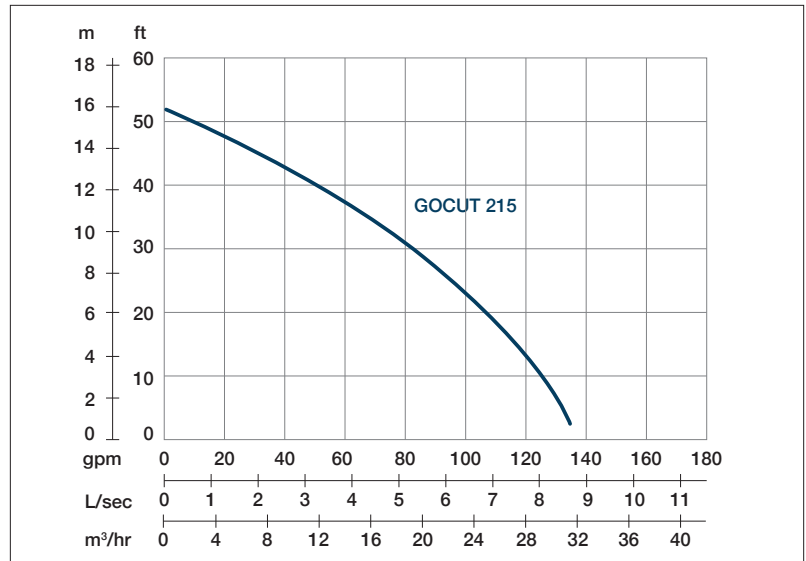
GOCUT Series, these cutter pumps are designed for handling raw sewage and for various wastewater treatments. The cutting mechanism consists of a chopper plate and a tungsten carbide alloy tipped onto each vane of the semi-open channel impeller. The device shreds fibrous materials into small pieces to prevent from clogging.

Sewage Pump

GOCUT 215 -215S

Cutter Pump

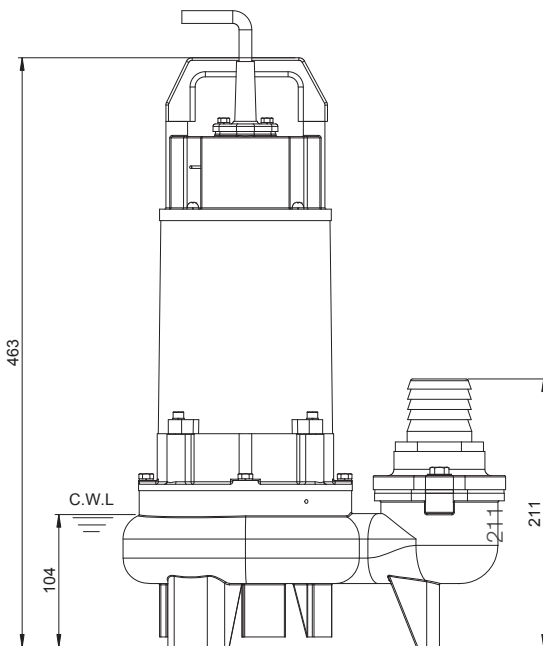
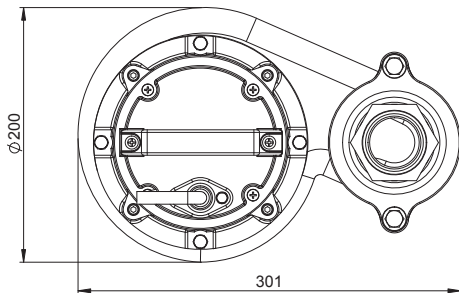




Shaft Speed : 2850 rpm

Outlet : 50mm, 2in

OUTPUT	HEAD	FLOW
1.5 kW	Rated : 8m, 26ft	Rated : 6 l/s, 92 gpm
2 HP	Max : 16m, 52ft	Max : 8 l/s, 132 gpm



Weight : 26.5kg / 58.4 lbs

Pump Type		Electric Submersible Pumps
		1-Phase, 3-Phase
Motor	Type	Induction Motor
	Poles	2 Pole
	Insulation	Class F
	Protector	Circle Thermal Protector
Starter		1-Phase • Capacitor-Run, 3-Phase • D.O.L.
Lubricant		Food Grade (ISO VG32)
Impeller Type		Semi-Open Channel Cutter
Shaft Seal		Double Mechanical Seal
		Silicon Carbide VS Ceramic / Carbon
Bearings		C3 Shielded ball bearings
Cable		H07RNF
		Length: 10m (33ft) or longer upon request.
Materials	Pump Casing	Gray Iron
	Impeller	Gray Iron
	Motor Frame	Gray Iron
	Motor Shaft	Stainless Steel
Max. Liquid Temperature		104°F (40°C)
Max. Submersion Depth		66ft (20m)
pH Range		pH 5 - pH 8
Accessories		GRL-02F